

The SCAS “Top 100 Settlements Quarterly Report” identifies the largest securities class action settlements filed after the passage of the Private Securities Litigation Reform Act of 1995, ranked by the total value of the settlement fund.

The Top 100 Settlements Quarterly Report provides a wealth of information, including the settlement date, filing court and settlement fund, as well as identifies the key players for each settlement.

The report, which is updated and circulated quarterly, is broken down into the following categories:

[Top 100 Settlements Quarterly Report](#)

The Front Page provides the complete list of the Top 100 Securities Class Action Settlements, ranked according to the Total Settlement Amount, and provides information on the filing court, settlement year and settlement fund. The SCAS Top 100 does not include non-US cases and the SEC disgorgements. Cases with the same settlement amount are given the same ranking.

For cases with multiple partial settlements, the amount indicated in the Total Settlement Amount is put together by combining all partial settlements. The settlement year reflects the most recent settlement approved by the Court.

Cases in the Top 100 settlements are limited to those that have been filed on or after January 1, 1996. Only final settlements are included. Data on SEC settlements are not included, but rather compiled in a separate list—The Top 30 SEC Disgorgements.

[Top 100 1996-2009](#)

The Top 100 1996-2009 section provides a chart of the cases in the Top 100 Settlements Quarterly Report, categorized by Settlement Year. The Settlement Year corresponds to the year in which the hearing to grant final approval to the settlement, or the most recent partial settlement, occurred.

[Institutional Lead Plaintiff Participation](#)

The Inst. Lead Plaintiff section displays the number of cases in the Top 100 involving Institutional Lead Plaintiffs and also identifies the institutional investors serving as Institutional Lead Plaintiff.

[Lead Counsel Participation](#)

The Lead Counsel Participation section lists the law firms that served as lead or co-lead counsel for each litigation in the Top 100 settlements and identifies the most frequent lead or co-lead counsel appearing in the Top 100.

[Claims Administrators](#)

The Claims Administrators section lists the claims administrators who have handled the Top 100 settlements and identifies the most frequent claims administrators in the Top 100.

[Top 30 SEC Disgorgements](#)

The Top 30 SEC Disgorgements section provides a list of the largest SEC settlements, ranked according to the Total Settlement Amount. The Total Settlement Amount reflects the sum of disgorgement and civil penalties in settlements reached with the SEC. The Top 30 SEC Disgorgements includes only those where the distribution plan has received final approval. Cases with the same settlement amount are given the same ranking.

Top 100 Settlements Quarterly Report

Rank	Case Name	Court	Settlement Year	Total Settlement Amount
1	Enron Corp.	S.D. Tex.	2007	\$7,230,500,000
2	WorldCom, Inc.	S.D.N.Y.	2005	\$6,156,100,670
3	Cendant Corp.	D. N.J.	2000	\$3,318,250,000
4	Tyco International, Ltd	D. N.H.	2007	\$3,200,000,000
5	AOL Time Warner, Inc.	S.D.N.Y.	2006	\$2,500,000,000
6	Nortel Networks Corp. I	S.D.N.Y.	2006	\$1,142,775,308
7	Royal Ahold, N.V.	D. Md.	2006	\$1,100,000,000
8	Nortel Networks Corp. II	S.D.N.Y.	2006	\$1,074,265,298
9	McKesson HBOC Inc.	N.D. Cal.	2008	\$1,042,500,000
10	UnitedHealth Group, Inc.	D. Minn.	2009	\$925,500,000
11	Xerox Corp.	D. Conn.	2009	\$750,000,000
12	Lucent Technologies, Inc.	D. N.J.	2003	\$667,000,000
13	Cardinal Health, Inc.	S.D. Ohio	2007	\$600,000,000
14	IPO Securities Litigation	S.D.N.Y.	2009	\$586,000,000
15	HealthSouth Corp.	N.D. Ala.	2009	\$554,000,000
16	BankAmerica Corp.	E.D. Mo.	2004	\$490,000,000
17	Merrill Lynch & Co., Inc.	S.D.N.Y.	2009	\$475,000,000
18	Dynegy, Inc.	S.D. Tex.	2005	\$474,050,000
19	Adelphia Communications Corp.	S.D.N.Y.	2006	\$460,000,000
19	Raytheon Company	D. Mass.	2004	\$460,000,000
21	Waste Management Inc. II	S.D. Tex.	2003	\$457,000,000
22	Global Crossing, Ltd.	S.D.N.Y.	2007	\$447,800,000
23	Qwest Communications International, Inc.	D. Colo.	2009	\$445,000,000
24	Federal Home Loan Mortgage Corp. (Freddie Mac)	S.D.N.Y.	2006	\$410,000,000
25	Marsh & McLennan Companies, Inc.	S.D.N.Y.	2009	\$400,000,000
26	Cendant Corp. (PRIDES)	D. N.J.	2006	\$374,000,000
27	Delphi Corp.	E.D. Mich.	2008	\$322,350,000
28	Rite Aid Corp.	E.D. Pa.	2003	\$319,580,000
29	Williams Companies, Inc.	N.D. Okla.	2007	\$311,000,000
30	General Motors Corp.	E.D. Mich.	2009	\$303,000,000
31	Bristol-Myers Squibb Co.	S.D.N.Y.	2004	\$300,000,000
31	DaimlerChrysler AG	D. Del.	2003	\$300,000,000
31	Oxford Health Plans Inc.	S.D.N.Y.	2003	\$300,000,000
34	El Paso Corp.	S.D. Tex.	2007	\$285,000,000

Rank	Case Name	Court	Settlement Year	Total Settlement Amount
35	Tenet Healthcare Corp.	C.D. Cal.	2008	\$281,500,000
36	3Com Corp.	N.D. Cal.	2001	\$259,000,000
37	Waste Management Inc.	N.D. Ill.	1999	\$220,000,000
38	Sears, Roebuck & Co.	N.D. Ill.	2006	\$215,000,000
39	The Mills Corp.	E.D. Va.	2009	\$202,750,000
40	CMS Energy Corp.	E.D. Mich.	2007	\$200,000,000
41	Safety-Kleen Corp. (Bondholders)	D. S.C.	2006	\$197,622,944
42	MicroStrategy, Inc.	E.D. Va.	2001	\$192,500,000
43	Motorola, Inc.	N.D. Ill.	2007	\$190,000,000
44	Bristol-Myers Squibb Co.	D. N.J.	2006	\$185,000,000
45	Schering-Plough Corp.	D. N.J.	2009	\$165,000,000
46	Dollar General Corp.	M.D. Tenn.	2002	\$162,000,000
47	Brocade Communications Systems, Inc.	N.D. Cal.	2009	\$160,098,500
48	Bennett Funding Group, Inc.	S.D.N.Y.	2003	\$152,635,000
49	Merrill Lynch & Co., Inc. (Bonds or Preferred Shares Offerings)	S.D.N.Y.	2009	\$150,000,000
49	AT&T Wireless Tracking Stock	S.D.N.Y.	2006	\$150,000,000
49	Broadcom Corp.	C.D. Cal.	2005	\$150,000,000
52	TXU Corp.	N.D. Tex.	2005	\$149,750,000
53	Sumitomo (Copper Trading) Corp.	S.D.N.Y.	2001	\$149,250,000
54	Charter Communications, Inc.	E.D. Mo.	2005	\$146,250,000
55	Sunbeam Corp.	S.D. Fla.	2002	\$140,995,187
56	Refco, Inc.	S.D.N.Y.	2007	\$140,000,000
57	Biovail Corp.	S.D.N.Y.	2008	\$138,000,000
58	The Coca-Cola Company	N.D. Ga.	2008	\$137,500,000
58	Electronic Data Systems Corp.	E.D. Tex.	2006	\$137,500,000
60	Informix Corp.	N.D. Cal.	1999	\$136,500,000
61	Computer Associates International, Inc.	E.D.N.Y.	2003	\$133,551,000
62	Doral Financial Corp.	S.D.N.Y.	2007	\$130,000,000
63	Edward D. Jones & Co., L.P.	E.D. Mo. / Missouri Circuit Court	2007	\$127,500,000
64	Bristol-Myers Squibb Co.	S.D.N.Y.	2009	\$125,000,000
65	Mattel, Inc.	C.D. Cal.	2003	\$122,000,000
66	Lernout & Hauspie Speech Products N.V.	D. Mass.	2005	\$120,520,000
67	Bank One Corp. (First Chicago NBD)	N.D. Ill.	2005	\$120,000,000
67	Deutsche Telekom AG	S.D.N.Y.	2005	\$120,000,000
67	Conseco, Inc.	S.D. Ind.	2002	\$120,000,000

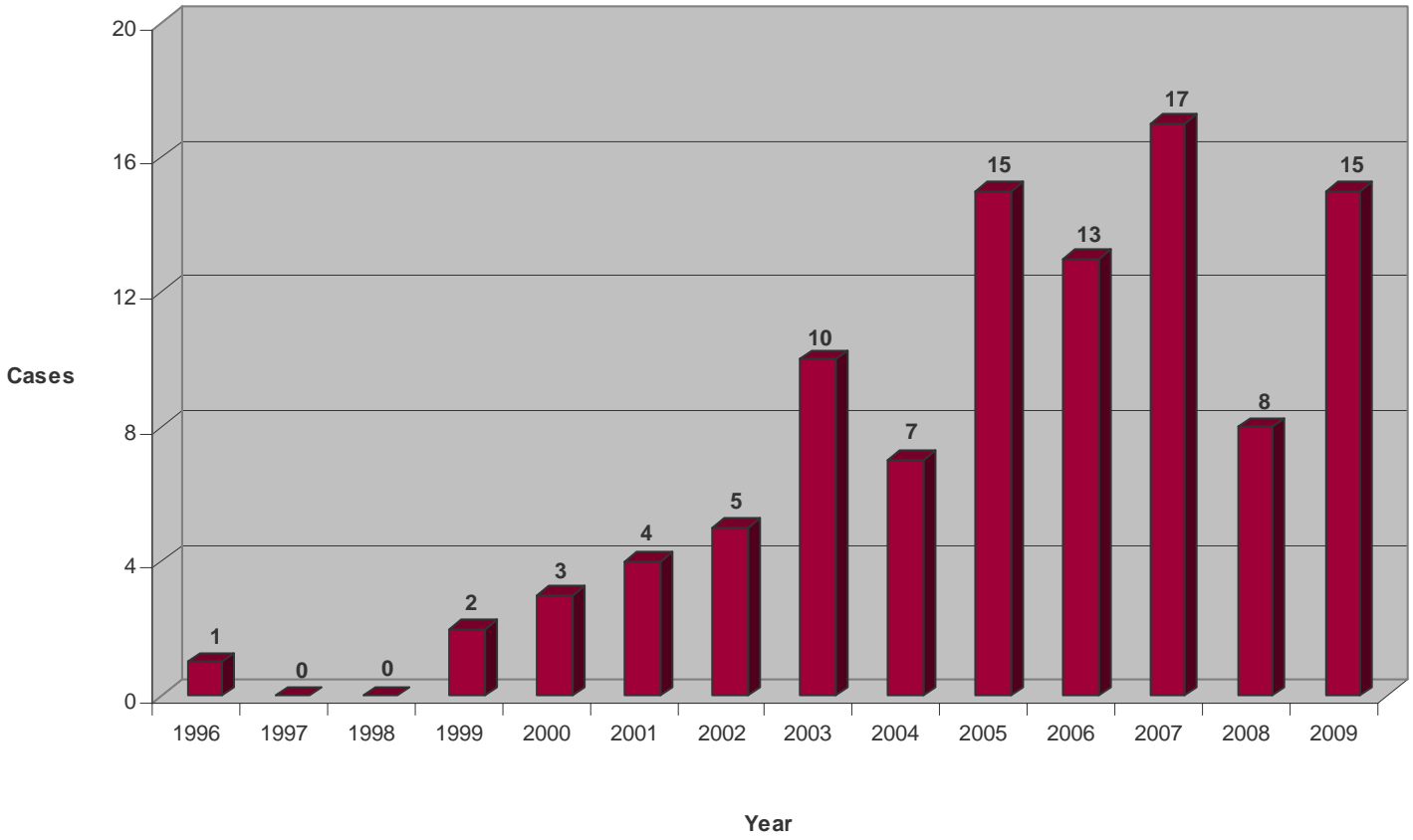
Rank	Case Name	Court	Settlement Year	Total Settlement Amount
70	Peregrine Systems, Inc.	S.D. Cal.	2009	\$117,567,922
71	Mercury Interactive Corp.	N.D. Cal.	2008	\$ 117,500,000
72	The Interpublic Group of Companies, Inc.	S.D.N.Y.	2004	\$115,000,000
73	Ikon Office Solutions, Inc.	E.D. Pa.	2000	\$111,380,000
74	CVS Corp.	D. Mass.	2005	\$110,000,000
74	DPL Inc. (Federal Class Settlement)	S.D. Ohio	2003	\$110,000,000
76	Homestore.com, Inc.	C.D. Cal.	2009	\$107,421,216
77	Prison Realty Trust Inc.	M.D. Tenn.	2001	\$104,129,480
78	Symbol Technologies, Inc.	E.D.N.Y.	2004	\$102,000,000
79	American Express Financial Advisors	S.D.N.Y.	2007	\$100,000,000
79	AT&T Corp.	D. N.J.	2005	\$100,000,000
79	Honeywell International, Inc.	D. N.J.	2004	\$100,000,000
82	Cisco Systems, Inc.	N.D. Cal.	2006	\$99,250,000
83	Fleming Companies, Inc.	E.D. Tex.	2005	\$93,950,000
84	CIGNA Corp.	E.D. Pa.	2007	\$93,000,000
85	Gemstar-TV Guide International, Inc.	C.D. Cal.	2005	\$92,500,000
85	Boeing Co.	W.D. Wash.	2002	\$92,500,000
87	OM Group, Inc.	N.D. Ohio	2005	\$92,400,000
88	New York Life Insurance Co.	S.D. Fla.	1996	\$90,000,000
89	Royal Dutch Petroleum Company/The Shell Transport and Trading Company PLC	D. N.J.	2008	\$89,508,000
90	i2 Technologies, Inc.	N.D. Tex.	2005	\$87,750,000
91	Legato Systems Inc.	N.D. Cal.	2002	\$85,000,000
92	FirstEnergy Corp.	N.D. Ohio	2004	\$84,900,000
93	Converium Holding AG	S.D.N.Y.	2008	\$84,600,000
94	Real Estate Associates Limited Partnership	C.D. Cal.	2003	\$83,000,000
95	Aetna Inc.	E.D. Pa.	2000	\$82,500,000
96	Hanover Compressor Co.	S.D. Tex.	2007	\$82,000,000
97	Priceline.com, Inc.	D. Conn.	2007	\$80,000,000
97	Xcel Energy, Inc.	D. Minn.	2005	\$80,000,000
99	Vesta Insurance Group, Inc.	N.D. Ala.	2008	\$79,950,000
100	Philip Services Corp.	S.D.N.Y.	2007	\$79,750,000

*** "Settlement Year" for cases that include multiple settlements reflects the most recent settlement.

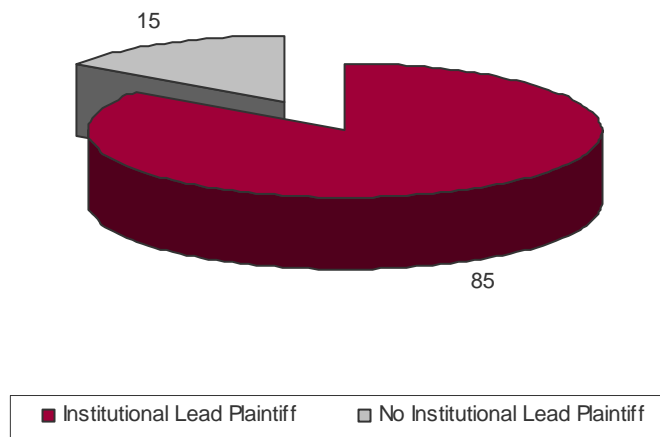
*** Settlements that have the same amount are given the same ranking

*** To be eligible for the Top 100 Settlements, cases must have been filed after January 1, 1996 and the settlement must have been approved by the Court.

Top 100 Settlements from 1996-2009



Institutional Lead Plaintiff Participation



Institutional Lead Plaintiff Participation

Cases Listed in Top 100 Settlements Categorized by Total Settlement Amount

Rank	Case Name	Total Settlement Amount	Settlement Year	Institutional Plaintiff	Institutional Lead Plaintiff
1	Enron Corp.	\$ 7,230,500,000	2007	Yes	<ul style="list-style-type: none"> ▪ Regents of the University of California
2	WorldCom, Inc.	\$ 6,156,100,670	2005	Yes	<ul style="list-style-type: none"> ▪ New York State Common Retirement Fund
3	Cendant Corp.	\$ 3,318,250,000	2000	Yes	<ul style="list-style-type: none"> ▪ California Public Employees' Retirement System ▪ New York State Common Retirement Fund ▪ New York City Pension Funds
4	Tyco International, Ltd.	\$ 3,200,000,000	2007	Yes	<ul style="list-style-type: none"> ▪ Louisiana State Employees Retirement System ▪ Plumbers & Pipefitters National Pension Fund ▪ Teachers' Retirement System of Louisiana ▪ United Association Office Employees Pension Plan ▪ United Association of Local Union Officers & Employees Pension ▪ United Association General Officers Pension Plan ▪ Voyager Asset Management
5	AOL Time Warner, Inc.	\$ 2,500,000,000	2006	Yes	<ul style="list-style-type: none"> ▪ Minnesota State Board of Investment
6	Nortel Networks Corp. I	\$ 1,142,775,308	2006	Yes	<ul style="list-style-type: none"> ▪ Ontario Public Service Employees' Union Pension Plan Trust Fund
7	Royal Ahold, N.V.	\$ 1,100,000,000	2006	Yes	<ul style="list-style-type: none"> ▪ Public Employees' Retirement Association of Colorado ▪ Generic Trading of Philadelphia, LLC
8	Nortel Networks Corp. II	\$ 1,074,265,298	2006	Yes	<ul style="list-style-type: none"> ▪ Ontario Teachers' Pension Plan Board ▪ Department of the Treasury of the State of New Jersey and its Division of Investment
9	McKesson HBOC Inc.	\$ 1,042,500,000	2008	Yes	<ul style="list-style-type: none"> ▪ New York State Common Retirement Fund
10	UnitedHealth Group, Inc.	\$ 925,500,000	2009	Yes	<ul style="list-style-type: none"> ▪ California Public Employees' Retirement System
11	Xerox Corp. (2000)	\$ 750,000,000	2009	Yes	<ul style="list-style-type: none"> ▪ Louisiana State Employees Retirement System
12	Lucent Technologies, Inc.	\$ 667,000,000	2003	Yes	<ul style="list-style-type: none"> ▪ Employers-Teamsters Local 175 & 505 Pension Trust Fund Plan ▪ The Parnassus Fund ▪ The Parnassus Income Trust/Equity Fund
13	Cardinal Health, Inc.	\$ 600,000,000	2007	Yes	<ul style="list-style-type: none"> ▪ Amalgamated Bank ▪ California Ironworkers Field Trust Funds ▪ New Mexico State Investment Council ▪ PACE Industry Union Management Pension Fund

Rank	Case Name	Total Settlement Amount	Settlement Year	Institutional Plaintiff	Institutional Lead Plaintiff
14	IPO Securities Litigation	\$ 586,000,000	2009	Yes	<ul style="list-style-type: none"> ▪ Collegeware USA ▪ Globe Corp.
15	HealthSouth Corp.	\$ 554,000,000	2009	Yes	<ul style="list-style-type: none"> ▪ Central States, Southeast and Southwest Area Pension Fund ▪ Educational Retirement Board of New Mexico ▪ New Mexico State Investment Council ▪ Retirement Systems of Alabama ▪ Michigan Retirement Systems
16	BankAmerica Corp.	\$ 490,000,000	2004	No	-
17	Merrill Lynch & Co., Inc.	\$ 475,000,000	2009	Yes	<ul style="list-style-type: none"> ▪ State Teachers Retirement System of Ohio
18	Dynegy, Inc.	\$ 474,050,000	2005	Yes	<ul style="list-style-type: none"> ▪ Regents of the University of California
19	Adelphia Communications Corp.	\$ 460,000,000	2006	Yes	<ul style="list-style-type: none"> ▪ Eminence Capital, LLC ▪ Argent Classic Convertible Arbitrage Fund L.P. ▪ Argent Classic Convertible Arbitrage Fund (Bermuda) L.P. ▪ Argent Lowlev Convertible Arbitrage Fund Ltd. ▪ UBS O'Connor LLC f/b/o UBS Global Equity Arbitrage Master Ltd. ▪ UBS O'Connor LLC f/b/o UBS Global Convertible Portfolio
19	Raytheon Company	\$ 460,000,000	2004	Yes	<ul style="list-style-type: none"> ▪ New York State Common Retirement Fund
21	Waste Management Inc. II	\$ 457,000,000	2003	Yes	<ul style="list-style-type: none"> ▪ Connecticut Retirement Plans and Trust Funds
22	Global Crossing, Ltd.	\$ 447,800,000	2007	Yes	<ul style="list-style-type: none"> ▪ Ohio Public Employees Retirement System ▪ State Teachers Retirement System of Ohio
23	Qwest Communications International, Inc.	\$ 445,000,000	2009	Yes	<ul style="list-style-type: none"> ▪ New England Healthcare Employees Pension Fund
24	Federal Home Loan Mortgage Corp. (Freddie Mac)	\$ 410,000,000	2006	Yes	<ul style="list-style-type: none"> ▪ Ohio Public Employees Retirement System ▪ State Teachers Retirement System of Ohio
25	Marsh & McLennan Companies, Inc.	\$ 400,000,000	2009	Yes	<ul style="list-style-type: none"> ▪ Department of the Treasury of the State of New Jersey and its Division of Investment ▪ Ohio Bureau of Workers' Compensation ▪ Public Employees' Retirement System of Ohio ▪ State Teachers Retirement System of Ohio
26	Cendant Corp. (PRIDES)	\$ 374,000,000	2006	Yes	<ul style="list-style-type: none"> ▪ Welch & Forbes, Inc.

Rank	Case Name	Total Settlement Amount	Settlement Year	Institutional Plaintiff	Institutional Lead Plaintiff
27	Delphi Corp.	\$ 322,350,000	2008	Yes	<ul style="list-style-type: none"> ▪ Mississippi Public Employees' Retirement System ▪ Raiffeisen Kapitalanlage- Gesellschaft ▪ Stichting Pensioenfonds ABP ▪ Teachers' Retirement System of Oklahoma
28	Rite Aid Corp.	\$ 319,580,000	2003	No	-
29	Williams Companies, Inc.	\$ 311,000,000	2007	Yes	<ul style="list-style-type: none"> ▪ Arkansas Teacher Retirement System ▪ Ontario Teachers' Pension Plan Board
30	General Motors Corp.	\$ 303,000,000	2009	Yes	<ul style="list-style-type: none"> ▪ Deka International S.A. Luxembourg ▪ Deka Investment GMBH
31	Bristol-Myers Squibb Co.	\$ 300,000,000	2004	Yes	<ul style="list-style-type: none"> ▪ Louisiana State Employees Retirement System ▪ Fresno County Employees' Retirement Assoc. ▪ Teachers' Retirement System of Louisiana ▪ General Retirement System of the City of Detroit
31	DaimlerChrysler AG	\$ 300,000,000	2003	Yes	<ul style="list-style-type: none"> ▪ Florida State Board of Administration ▪ Policemen's Annuity & Benefit Fund of Chicago ▪ Municipal Employees' Annuity & Benefit Fund of Chicago ▪ Denver Employees' Retirement Plan
31	Oxford Health Plans, Inc.	\$ 300,000,000	2003	Yes	<ul style="list-style-type: none"> ▪ Colorado Public Employees' Retirement Association ▪ PBHG Funds, Inc.
34	El Paso Corp.	\$ 285,000,000	2007	Yes	<ul style="list-style-type: none"> ▪ Jacksonville Police & Fire Pension Fund ▪ Oklahoma Firefighters Pension and Retirement System
35	Tenet Healthcare Corp.	\$ 281,500,000	2008	Yes	<ul style="list-style-type: none"> ▪ Department of the Treasury of the State of New Jersey and its Division of Investment
36	3Com Corp.	\$ 259,000,000	2001	Yes	<ul style="list-style-type: none"> ▪ Louisiana School Employees' Retirement System ▪ Louisiana Municipal Police Employees' Retirement System
37	Waste Management Inc.	\$ 220,000,000	1999	Yes	<ul style="list-style-type: none"> ▪ Jackson Grosvenor, Ltd. ▪ Innovative Technologies Corp. ▪ RML Limited Group
38	Sears, Roebuck & Co.	\$ 215,000,000	2006	Yes	<ul style="list-style-type: none"> ▪ Department of the Treasury of the State of New Jersey and its Division of Investment
39	The Mills Corp.	\$ 202,750,000	2009	Yes	<ul style="list-style-type: none"> ▪ Iowa Public Employees' Retirement System ▪ Public Employees' Retirement System of Mississippi

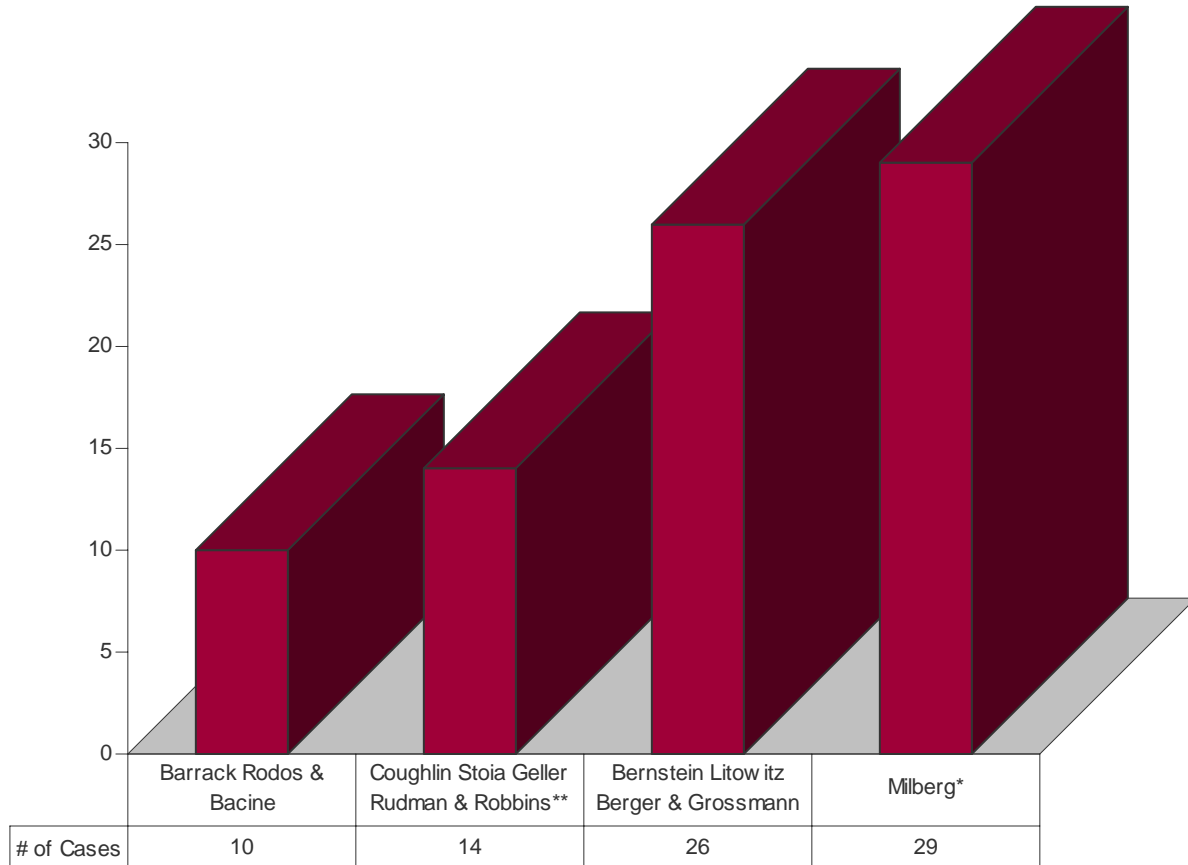
Rank	Case Name	Total Settlement Amount	Settlement Year	Institutional Plaintiff	Institutional Lead Plaintiff
40	CMS Energy Corp.	\$ 200,000,000	2007	Yes	<ul style="list-style-type: none"> ▪ Andover Brokerage, LLC
41	Safety-Kleen Corp. (Bondholders)	\$ 197,622,944	2006	Yes	<ul style="list-style-type: none"> ▪ American High-Income Trust ▪ State Street Research Income Trust
42	MicroStrategy, Inc.	\$ 192,500,000	2001	Yes	<ul style="list-style-type: none"> ▪ Local 144 Nursing Home Pension Fund
43	Motorola, Inc.	\$ 190,000,000	2007	Yes	<ul style="list-style-type: none"> ▪ Department of the Treasury of the State of New Jersey and its Division of Investment
44	Bristol-Myers Squibb Co.	\$ 185,000,000	2006	Yes	<ul style="list-style-type: none"> ▪ Long View Collective Investment Fund of the Amalgamated Bank
45	Schering-Plough Corp.	\$ 165,000,000	2009	Yes	<ul style="list-style-type: none"> ▪ Florida State Board of Administration
46	Dollar General Corp.	\$ 162,000,000	2002	Yes	<ul style="list-style-type: none"> ▪ Teachers' Retirement System of Louisiana ▪ Florida State Board of Administration
47	Brocade Communications Systems, Inc.	\$ 160,098,500	2009	Yes	<ul style="list-style-type: none"> ▪ Arkansas Public Employees Retirement System
48	Bennett Funding Group, Inc.	\$ 152,635,000	2003	No	-
49	Merrill Lynch & Co., Inc. (Bonds or Preferred Shares Offerings)	\$ 150,000,000	2009	Yes	<ul style="list-style-type: none"> ▪ Louisiana Municipal Police Employees' Retirement System ▪ Louisiana Sheriffs' Pension and Relief Fund
49	AT&T Wireless Tracking Stock	\$ 150,000,000	2006	Yes	<ul style="list-style-type: none"> ▪ Soft Drink and Brewery Workers Union Local 812 Retirement Fund
49	Broadcom Corp.	\$ 150,000,000	2005	Yes	<ul style="list-style-type: none"> ▪ Minnesota State Board of Investment
52	TXU Corp.	\$ 149,750,000	2005	Yes	<ul style="list-style-type: none"> ▪ Plumbers & Pipefitters National Pension Fund
53	Sumitomo (Copper Trading) Corp.	\$ 149,250,000	2001	No	-
54	Charter Communications, Inc.	\$ 146,250,000	2005	Yes	<ul style="list-style-type: none"> ▪ Stoneridge Investment Partners
55	Sunbeam Corp.	\$ 140,995,187	2002	Yes	<ul style="list-style-type: none"> ▪ CWA/ITU Negotiated Pension Plan ▪ Generic Trading Associates, LLC ▪ Smith Asset Management
56	Refco, Inc.	\$ 140,000,000	2007	Yes	<ul style="list-style-type: none"> ▪ Pacific Investment Management Company LLC ▪ RH Capital Associates LLC
57	Biovail Corp.	\$ 138,000,000	2008	Yes	<ul style="list-style-type: none"> ▪ Local 282 Welfare Trust Fund ▪ Ontario Teachers' Pension Plan Board

Rank	Case Name	Total Settlement Amount	Settlement Year	Institutional Plaintiff	Institutional Lead Plaintiff
58	The Coca-Cola Company	\$ 137,500,000	2008	Yes	<ul style="list-style-type: none"> ▪ 1199 SEIU Greater New York Pension Fund (f/k/a Local 144 Nursing Home Pension Fund) ▪ Carpenters Health & Welfare Fund of Philadelphia & Vicinity
58	Electronic Data Systems Corp.	\$ 137,500,000	2006	Yes	<ul style="list-style-type: none"> ▪ Department of the Treasury of the State of New Jersey and its Division of Investment
60	Informix Corp.	\$ 136,500,000	1999	Yes	<ul style="list-style-type: none"> ▪ Gateway Partner LLC
61	Computer Associates International, Inc.	\$ 133,551,000	2003	Yes	<ul style="list-style-type: none"> ▪ Employers-Teamsters Local 175 & 505 Pension Trust Fund Plan ▪ Local 144 Nursing Home Pension Fund
62	Doral Financial Corp.	\$ 130,000,000	2007	Yes	<ul style="list-style-type: none"> ▪ West Virginia Investment Management Board
63	Edward D. Jones & Co., L.P.	\$ 127,500,000	2007	No	-
64	Bristol-Myers Squibb Co.	\$ 125,000,000	2009	Yes	<ul style="list-style-type: none"> ▪ Ontario Teachers' Pension Plan Board
65	Mattel, Inc.	\$ 122,000,000	2003	Yes	<ul style="list-style-type: none"> ▪ Birmingham Retirement & Relief Fund
66	Lernout & Hauspie Speech Products N.V.	\$ 120,520,000	2005	No	-
67	Bank One Corp. (First Chicago NBD)	\$ 120,000,000	2005	No	-
67	Deutsche Telekom AG	\$ 120,000,000	2005	No	-
67	Conseco, Inc.	\$ 120,000,000	2002	Yes	<ul style="list-style-type: none"> ▪ Anchorage Police & Fire Retirement System ▪ Louisiana State Firefighters' Retirement System
70	Peregrine Systems, Inc.	\$ 117,567,922	2009	No	-
71	Mercury Interactive Corp.	\$ 117,500,000	2008	Yes	<ul style="list-style-type: none"> ▪ City of Sterling Heights General Employees Retirement System ▪ City of Dearborn Heights Police and Fire Retirement System ▪ Steamship Trade Association/International Longshoremen's Association Pension Fund ▪ Charter Township of Clinton Police & Fire Pension System
72	The Interpublic Group of Companies, Inc.	\$ 115,000,000	2004	Yes	<ul style="list-style-type: none"> ▪ Private Asset Management
73	Ikon Office Solutions, Inc.	\$ 111,380,000	2000	Yes	<ul style="list-style-type: none"> ▪ Philadelphia Board of Pensions & Retirement
74	CVS Corp.	\$ 110,000,000	2005	Yes	<ul style="list-style-type: none"> ▪ Plumbers & Pipefitters National Pension Fund
74	DPL Inc. (Federal Class Settlement)	\$ 110,000,000	2003	Yes	<ul style="list-style-type: none"> ▪ The Buckeye Electric Company Retirement Plan ▪ Pipefitters Local 522 & 633 Pension Trust Fund
76	Homestore.com, Inc.	\$ 107,421,216	2009	Yes	<ul style="list-style-type: none"> ▪ California State Teachers' Retirement System

Rank	Case Name	Total Settlement Amount	Settlement Year	Institutional Plaintiff	Institutional Lead Plaintiff
77	Prison Realty Trust Inc.	\$ 104,129,480	2001	No	-
78	Symbol Technologies, Inc.	\$ 102,000,000	2004	Yes	<ul style="list-style-type: none"> ▪ Louisiana Sheriffs' Pension and Relief Fund ▪ Louisiana Municipal Police Employees' Retirement System ▪ City of Miami General Employees' & Sanitation Employees Ret. Trust
79	American Express Financial Advisors	\$ 100,000,000	2007	No	-
79	AT&T Corp.	\$ 100,000,000	2005	Yes	<ul style="list-style-type: none"> ▪ New Hampshire Retirement System
79	Honeywell International, Inc.	\$ 100,000,000	2004	Yes	<ul style="list-style-type: none"> ▪ Local 144 Nursing Home Pension Fund ▪ City of Monroe Employees' Retirement System ▪ Jefferson State Bank
82	Cisco Systems, Inc.	\$ 99,250,000	2006	Yes	<ul style="list-style-type: none"> ▪ Carpenters Pension Fund of Illinois ▪ Central States, Southeast and Southwest Areas Pension Fund ▪ Plumbers & Pipefitters National Pension Fund
83	Fleming Companies, Inc.	\$ 93,950,000	2005	Yes	<ul style="list-style-type: none"> ▪ Jackson Capital Management, LLC
84	CIGNA Corp.	\$ 93,000,000	2007	Yes	<ul style="list-style-type: none"> ▪ Pennsylvania State Employees' Retirement System
85	Gemstar-TV Guide International, Inc.	\$ 92,500,000	2005	Yes	<ul style="list-style-type: none"> ▪ Teachers' Retirement System of Louisiana ▪ General Retirement System of the City of Detroit
86	Boeing Co.	\$ 92,500,000	2002	No	-
87	OM Group, Inc.	\$ 92,400,000	2005	Yes	<ul style="list-style-type: none"> ▪ Policemen & Firemen Retirement System of the City of Detroit
88	New York Life Insurance Co.	\$ 90,000,000	1996	No	-
89	Royal Dutch Petroleum Company/The Shell Transport and Trading Company PLC	\$ 89,508,000	2008	Yes	<ul style="list-style-type: none"> ▪ Pennsylvania State Employees' Retirement System ▪ Pennsylvania Public School Employees' Retirement System
90	i2 Technologies, Inc.	\$ 87,750,000	2005	Yes	<ul style="list-style-type: none"> ▪ Kansas Public Employees' Retirement System
91	Legato Systems Inc.	\$ 85,000,000	2002	Yes	<ul style="list-style-type: none"> ▪ Policemen and Fireman Retirement System of the City of Detroit
92	FirstEnergy Corp.	\$ 84,900,000	2004	Yes	<ul style="list-style-type: none"> ▪ Central Laborers' Pension Fund ▪ City of Sterling Heights General Employees Retirement System
93	Converium Holding AG	\$ 84,600,000	2008	Yes	<ul style="list-style-type: none"> ▪ Mississippi Public Employees' Retirement System ▪ Avalon Holdings, Inc.

Rank	Case Name	Total Settlement Amount	Settlement Year	Institutional Plaintiff	Institutional Lead Plaintiff
94	Real Estate Associates Limited Partnership	\$ 83,000,000	2003	No	-
95	Aetna Inc.	\$ 82,500,000	2000	Yes	<ul style="list-style-type: none"> ▪ Rainbow Fund Inc.
96	Hanover Compressor Co.	\$ 82,000,000	2007	Yes	<ul style="list-style-type: none"> ▪ Pirelli Armstrong Tire Corporation Retiree Medical Benefits Trust ▪ Plumbers & Steamfitters Local 137 Pension Fund ▪ Specialists DPM ▪ 720 Capital Management LLC
97	Priceline.com, Inc.	\$ 80,000,000	2007	Yes	<ul style="list-style-type: none"> ▪ Leisinger Pension Fund ▪ Amerindo Investment Advisors, Inc.
97	Xcel Energy, Inc.	\$ 80,000,000	2005	Yes	<ul style="list-style-type: none"> ▪ Chips Investments Limited Partnership ▪ Lloyd & Barbara Amundson Charity Foundation ▪ Lake Benton Bancorporation, Inc. ▪ L.A. Amundson Scholarships, Inc.
99	Vesta Insurance Group, Inc.	\$ 79,950,000	2008	Yes	<ul style="list-style-type: none"> ▪ Pointers, Cleaners & Caulkers Local 1 Pension Fund ▪ Florida State Board of Administration
100	Philip Services Corp.	\$ 79,750,000	2007	No	-

Lead Counsel Participation



* Includes 16 cases settled by Milberg Weiss Bershad Hynes & Lerach, 6 cases settled by Milberg Weiss Bershad & Schulman, 3 cases settled by Milberg Weiss & Bershad, 1 case settled by Milberg Weiss, and 3 cases settled by Milberg

** Includes 1 case settled by Lerach Coughlin Stoia & Robbins, 9 cases settled by Lerach Coughlin Stoia Geller Rudman & Robbins, and 4 cases settled by Coughlin Stoia Geller Rudman & Robbins

Lead Counsel Participation

Most Frequent Lead/Co-Lead Counsel in Top 100 Settlements

	Case Name	Total Settlement Amount	Settlement Year	Lead Counsel
1	Enron Corp.	\$ 7,230,500,000	2007	<ul style="list-style-type: none"> ▪ Lerach Coughlin Stoia Geller Rudman & Robbins
2	WorldCom, Inc.	\$ 6,156,100,670	2005	<ul style="list-style-type: none"> ▪ Barrack Rodos & Bacine ▪ Bernstein Litowitz Berger & Grossmann
3	Cendant Corp.	\$ 3,318,250,000	2000	<ul style="list-style-type: none"> ▪ Barrack Rodos & Bacine ▪ Bernstein Litowitz Berger & Grossmann
4	Tyco International, Ltd.	\$ 3,200,000,000	2007	<ul style="list-style-type: none"> ▪ Grant & Eisenhofer ▪ Schiffrin Barroway Topaz & Kessler ▪ Milberg Weiss
5	AOL Time Warner, Inc.	\$ 2,500,000,000	2006	<ul style="list-style-type: none"> ▪ Heins Mills & Olson
6	Nortel Networks Corp. I	\$ 1,142,775,308	2006	<ul style="list-style-type: none"> ▪ Milberg Weiss Bershad & Schulman
7	Royal Ahold, N.V.	\$ 1,100,000,000	2006	<ul style="list-style-type: none"> ▪ Entwistle & Cappucci
8	Nortel Networks Corp. II	\$ 1,074,265,298	2006	<ul style="list-style-type: none"> ▪ Bernstein Litowitz Berger & Grossmann
9	McKesson HBOC Inc.	\$ 1,042,500,000	2008	<ul style="list-style-type: none"> ▪ Barrack Rodos & Bacine ▪ Bernstein Litowitz Berger & Grossmann
10	UnitedHealth Group, Inc.	\$ 925,500,000		<ul style="list-style-type: none"> ▪ Coughlin Stoia Geller Rudman & Robbins
11	Xerox Corp.	\$ 750,000,000	2009	<ul style="list-style-type: none"> ▪ Berman DeValerio Pease Tabacco Burt & Pucillo ▪ Johnson & Perkinson ▪ Milberg
12	Lucent Technologies, Inc.	\$ 667,000,000	2003	<ul style="list-style-type: none"> ▪ Bernstein Litowitz Berger & Grossmann ▪ Milberg Weiss Bershad Hynes & Lerach
13	Cardinal Health, Inc.	\$ 600,000,000	2007	<ul style="list-style-type: none"> ▪ Lerach Coughlin Stoia Geller Rudman & Robbins
14	IPO Securities Litigation	\$ 586,000,000	2009	<ul style="list-style-type: none"> ▪ Barroway Topaz Kessler Meltzer & Check ▪ Bernstein Liebhard ▪ Howard B. Sirota, Esq ▪ Milberg ▪ Stull Stull & Brody ▪ Wolf Haldenstein Adler Freeman & Herz
15	HealthSouth Corp.	\$ 554,000,000	2007	<ul style="list-style-type: none"> ▪ Bernstein Litowitz Berger & Grossmann ▪ Coughlin Stoia Geller Rudman & Robbins ▪ Cunningham, Bounds, Crowder, Brown & Breedlove ▪ Labaton Sucharow

	Case Name	Total Settlement Amount	Settlement Year	Lead Counsel
16	BankAmerica Corp.	\$ 490,000,000	2004	<ul style="list-style-type: none"> ▪ Abbey Gardy ▪ Chitwood & Harley ▪ Green Schaaf & Jacobson ▪ Stull Stull & Brody
17	Merrill Lynch & Co., Inc.	\$ 475,000,000	2009	<ul style="list-style-type: none"> ▪ Barrack, Rodos & Bacine ▪ Berger & Montague ▪ Kaplan Fox & Kilsheimer
18	Dynegy, Inc.	\$ 474,050,000	2005	<ul style="list-style-type: none"> ▪ Lerach Coughlin Stoia Geller Rudman & Robbins
19	Adelphia Communications Corp.	\$ 460,000,000	2006	<ul style="list-style-type: none"> ▪ Abbey Spanier Rodd Abrams & Paradis ▪ Kirby McInerney & Squire
19	Raytheon Company	\$ 460,000,000	2004	<ul style="list-style-type: none"> ▪ Milberg Weiss Bershad & Schulman
21	Waste Management Inc. II	\$ 457,000,000	2003	<ul style="list-style-type: none"> ▪ Goodkind Labaton Rudoff & Sucharow
22	Global Crossing, Ltd.	\$ 447,800,000	2007	<ul style="list-style-type: none"> ▪ Grant & Eisenhofer
23	Qwest Communications International, Inc.	\$ 445,000,000	2009	<ul style="list-style-type: none"> ▪ Coughlin Stoia Geller Rudman & Robbins
24	Federal Home Loan Mortgage Corp. (Freddie Mac)	\$ 410,000,000	2006	<ul style="list-style-type: none"> ▪ Barrett & Weber ▪ Bernstein Litowitz Berger & Grossmann ▪ Waite Schneider Bayless & Chesley
25	Marsh & McLennan Companies, Inc.	\$ 400,000,000	Yes	<ul style="list-style-type: none"> ▪ Bernstein Liebhard ▪ Grant & Eisenhofer
26	Cendant Corp. (PRIDES)	\$ 374,000,000	2006	<ul style="list-style-type: none"> ▪ Kirby McInerney & Squire
27	Delphi Corp.	\$ 322,350,000	2008	<ul style="list-style-type: none"> ▪ Bernstein Litowitz Berger & Grossmann ▪ Grant & Eisenhofer ▪ Nix, Patterson, & Roach ▪ Schiffrin Barroway Topaz & Kessler
28	Rite Aid Corp.	\$ 319,580,000	2003	<ul style="list-style-type: none"> ▪ Berger & Montague ▪ Milberg Weiss Bershad Hynes & Lerach
29	Williams Companies, Inc.	\$ 311,000,000	2007	<ul style="list-style-type: none"> ▪ Bernstein Litowitz Berger & Grossmann
30	General Motors Corp.	\$ 303,000,000	2009	<ul style="list-style-type: none"> ▪ Grant & Eisenhofer ▪ Labaton Sucharow
31	Bristol-Myers Squibb Co.	\$ 300,000,000	2004	<ul style="list-style-type: none"> ▪ Bernstein Litowitz Berger & Grossmann ▪ Berman DeValerio Pease Tabacco Burt & Pucillo

	Case Name	Total Settlement Amount	Settlement Year	Lead Counsel
31	DaimlerChrysler AG	\$ 300,000,000	2003	<ul style="list-style-type: none"> ▪ Bernstein Litowitz Berger & Grossmann ▪ Barrack Rodos & Bacine ▪ Entwistle & Cappucci ▪ Grant & Eisenhofer
31	Oxford Health Plans, Inc.	\$ 300,000,000	2003	<ul style="list-style-type: none"> ▪ Milberg Weiss Bershad Hynes & Lerach ▪ Grant & Eisenhofer ▪ Chitwood & Harley
34	El Paso Corp.	\$ 285,000,000	2007	<ul style="list-style-type: none"> ▪ Berman DeValerio Pease Tabacco Burt & Pucillo ▪ Bernstein Litowitz Berger & Grossmann ▪ Labaton Sucharow & Rudoff
35	Tenet Healthcare Corp.	\$ 281,500,000	2008	<ul style="list-style-type: none"> ▪ Lite DePalma Greenberg & Rivas ▪ Schiffrin Barroway Topaz & Kessler
36	3Com Corp.	\$ 259,000,000	2001	<ul style="list-style-type: none"> ▪ Barrack Rodos & Bacine ▪ Bernstein Litowitz Berger & Grossmann ▪ Kaplan Kilsheimer & Fox ▪ Milberg Weiss Bershad Hynes & Lerach
37	Waste Management Inc. I	\$ 220,000,000	1999	<ul style="list-style-type: none"> ▪ Abbey Gardy & Squitieri ▪ Kirby McInerney & Squire ▪ Berger & Montague
38	Sears, Roebuck & Co.	\$ 215,000,000	2006	<ul style="list-style-type: none"> ▪ Milberg Weiss Bershad & Schulman
39	The Mills Corp.	\$ 202,750,000	2009	<ul style="list-style-type: none"> ▪ Barrack Rodos & Bacine ▪ Bernstein Litowitz Berger & Grossmann
40	CMS Energy Corp.	\$ 200,000,000	2007	<ul style="list-style-type: none"> ▪ Entwistle & Cappucci ▪ Milberg Weiss & Bershad
41	Safety-Kleen Corp. (Bondholders)	\$ 197,622,944	2006	<ul style="list-style-type: none"> ▪ Berger & Montague ▪ Pomerantz Haudek Block Grossman & Gross ▪ Wechsler Harwood
42	MicroStrategy, Inc.	\$ 192,500,000	2001	<ul style="list-style-type: none"> ▪ Wolf Haldenstein Alder Freeman & Herz ▪ Milberg Weiss Bershad Hynes & Lerach
43	Motorola, Inc.	\$ 190,000,000	2007	<ul style="list-style-type: none"> ▪ Lite DePalma Greenberg & Rivas ▪ Wolf Popper
44	Bristol-Myers Squibb Co.	\$ 185,000,000	2006	<ul style="list-style-type: none"> ▪ Labaton Sucharow & Rudoff

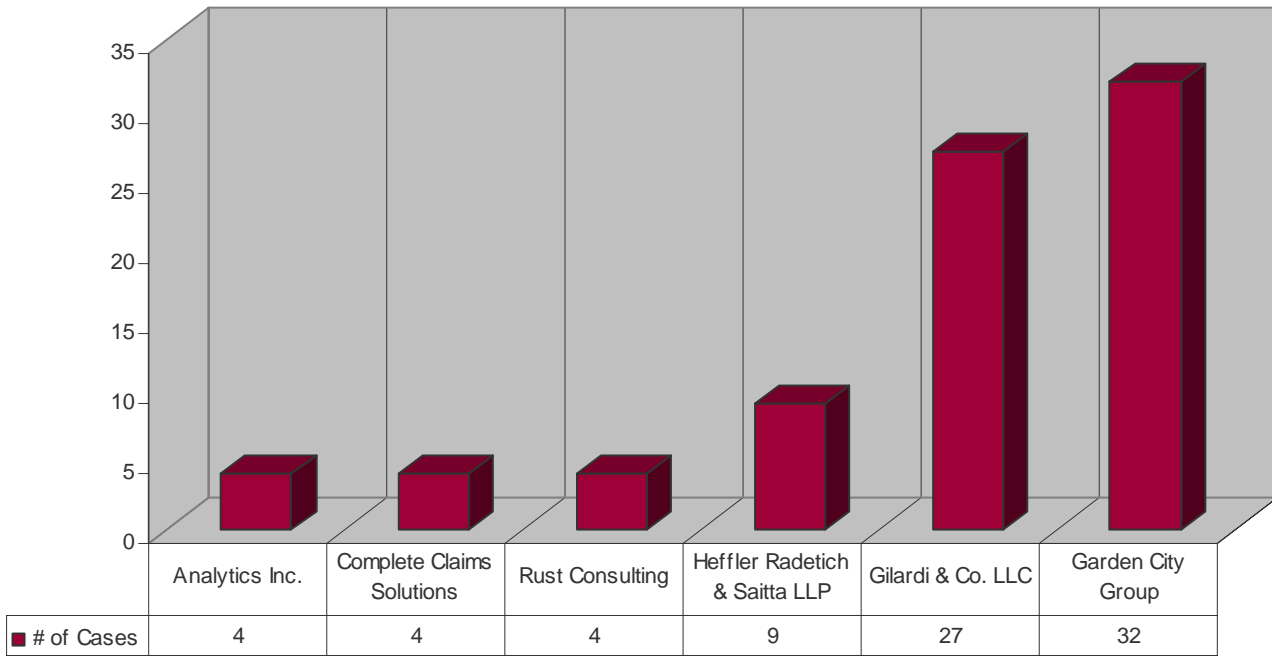
	Case Name	Total Settlement Amount	Settlement Year	Lead Counsel
45	Schering-Plough Corp.	\$ 165,000,000	2009	<ul style="list-style-type: none"> ▪ Barrack Rodos & Bacine
46	Dollar General Corp.	\$ 162,000,000	2002	<ul style="list-style-type: none"> ▪ Milberg Weiss Bershad Hynes & Lerach ▪ Entwistle & Cappucci ▪ Grant & Eisenhofer
47	Brocade Communications Systems, Inc.	\$ 160,098,500	2009	<ul style="list-style-type: none"> ▪ Nix, Patterson, & Roach ▪ Patton Roberts
48	Bennett Funding Group, Inc.	\$ 152,635,000	2003	<ul style="list-style-type: none"> ▪ Kirby McLnerney & Squire ▪ Bernstein Litowitz Berger & Grossmann
49	Merrill Lynch & Co., Inc. (Bonds or Preferred Shares Offerings)	\$ 150,000,000	2009	<ul style="list-style-type: none"> ▪ Bernstein Litowitz Berger & Grossmann
49	AT&T Wireless Tracking Stock	\$ 150,000,000	2006	<ul style="list-style-type: none"> ▪ Kirby McLnerney & Squire
49	Broadcom Corp.	\$ 150,000,000	2005	<ul style="list-style-type: none"> ▪ Heins Mills & Olson
52	TXU Corp.	\$ 149,750,000	2005	<ul style="list-style-type: none"> ▪ Lerach Coughlin Stoia Geller Rudman & Robbins ▪ Provost & Umphrey Law Firm
53	Sumitomo (Copper Trading) Corp.	\$ 149,250,000	2001	<ul style="list-style-type: none"> ▪ Lovell Stewart Halebien
54	Charter Communications, Inc.	\$ 146,250,000	2005	<ul style="list-style-type: none"> ▪ Pomerantz Haudek Block Grossman & Gross
55	Sunbeam Corp.	\$ 140,995,187	2002	<ul style="list-style-type: none"> ▪ Milberg Weiss Bershad Hynes & Lerach ▪ Barrack Rodos & Bacine ▪ Berger & Montague ▪ Wolf Popper
56	Refco, Inc.	\$ 140,000,000	2007	<ul style="list-style-type: none"> ▪ Bernstein Litowitz Berger & Grossmann ▪ Grant & Eisenhofer
57	Biovail Corp.	\$ 138,000,000	2008	<ul style="list-style-type: none"> ▪ Bernstein Litowitz Berger & Grossmann ▪ Milberg
58	The Coca-Cola Company	\$ 137,500,000	2008	<ul style="list-style-type: none"> ▪ Coughlin Stoia Geller Rudman & Robbins ▪ Chitwood Harley Harnes
58	Electronic Data Systems Corp.	\$ 137,500,000	2006	<ul style="list-style-type: none"> ▪ Bernstein Litowitz Berger & Grossmann ▪ Lowenstein Sandler
60	Informix Corp.	\$ 136,500,000	1999	<ul style="list-style-type: none"> ▪ Barrack Rodos & Bacine ▪ Milberg Weiss Bershad Hynes & Lerach ▪ Kaplan Kilsheimer & Fox
61	Computer Associates International, Inc.	\$ 133,551,000	2003	<ul style="list-style-type: none"> ▪ Milberg Weiss Bershad Hynes & Lerach ▪ Schiffrin & Barroway ▪ Stull Stull & Brody

	Case Name	Total Settlement Amount	Settlement Year	Lead Counsel
62	Doral Financial Corp.	\$ 130,000,000	2007	<ul style="list-style-type: none"> ▪ Lerach Coughlin Stoia Geller Rudman & Robbins
62	Edward D. Jones & Co., L.P.	\$ 127,500,000	2007	<ul style="list-style-type: none"> ▪ Stull Stull & Brody ▪ Weiss & Lurie ▪ Milberg Weiss & Bershad ▪ Hulett Harper Stewart ▪ Goodin MacBride Squeri Ritchie & Day ▪ Blitz Bardgett & Deutsch ▪ Stanley, Mandel & Iola
64	Bristol-Myers Squibb Co.	\$ 125,000,000	2009	<ul style="list-style-type: none"> ▪ Bernstein Litowitz Berger & Grossmann
65	Mattel, Inc.	\$ 122,000,000	2003	<ul style="list-style-type: none"> ▪ Milberg Weiss Bershad Hynes & Lerach ▪ Wolf Popper
66	Lernout & Hauspie Speech Products N.V.	\$ 120,520,000	2005	<ul style="list-style-type: none"> ▪ Berman DeValerio Pease Tabacco Burt & Pucillo ▪ Cauley Bowman Carney & Williams ▪ Shalov Stone & Bonner
67	Bank One Corp. (First Chicago NBD)	\$ 120,000,000	2005	<ul style="list-style-type: none"> ▪ Sussman Watkins & Wylie
67	Deutsche Telekom AG	\$ 120,000,000	2005	<ul style="list-style-type: none"> ▪ Milberg Weiss Bershad & Schulman ▪ Bernstein Liebhard & Lifshitz
67	Conseco, Inc.	\$ 120,000,000	2002	<ul style="list-style-type: none"> ▪ Bernstein Litowitz Berger & Grossmann
70	Peregrine Systems, Inc.	\$ 117,567,922	2009	<ul style="list-style-type: none"> ▪ Abraham, Fruchter & Twersky ▪ Gold Bennett Cera & Sidener ▪ Stull Stull & Brody
71	Mercury Interactive Corp.	\$ 117,500,000	2008	<ul style="list-style-type: none"> ▪ Glancy Binkow & Goldberg ▪ Labaton Sucharow
72	The Interpublic Group of Companies, Inc.	\$ 115,000,000	2004	<ul style="list-style-type: none"> ▪ Schiffrin & Barroway
73	Ikon Office Solutions, Inc.	\$ 111,380,000	2000	<ul style="list-style-type: none"> ▪ Milberg Weiss Bershad Hynes & Lerach ▪ Berger & Montague ▪ Keller Rohrback
74	CVS Corp.	\$ 110,000,000	2005	<ul style="list-style-type: none"> ▪ Milberg Weiss Bershad & Schulman ▪ Schiffrin & Barroway
74	DPL Inc. (Federal Class Settlement)	\$ 110,000,000	2003	<ul style="list-style-type: none"> ▪ Milberg Weiss Bershad Hynes & Lerach ▪ Waite Schneider Bayless & Chesley

	Case Name	Total Settlement Amount	Settlement Year	Lead Counsel
76	Homestore.com, Inc.	\$ 107,421,216	2009	<ul style="list-style-type: none"> ▪ Cotchett, Pitre & McCarthy
77	Prison Realty Trust Inc.	\$ 104,129,480	2001	<ul style="list-style-type: none"> ▪ Milberg Weiss Bershad Hynes & Lerach ▪ Berman DeValerio & Pease ▪ Cauley Geller ▪ Girard & Green
78	Symbol Technologies, Inc.	\$ 102,000,000	2004	<ul style="list-style-type: none"> ▪ Bernstein Litowitz Berger & Grossmann ▪ Berman DeValerio Pease Tabacco Burt & Pucillo
79	American Express Financial Advisors	\$ 100,000,000	2007	<ul style="list-style-type: none"> ▪ Stull Stull & Brody ▪ Milberg Weiss & Bershad ▪ Girard Gibbs
79	AT&T Corp.	\$ 100,000,000	2005	<ul style="list-style-type: none"> ▪ Lerach Coughlin Stoia Geller Rudman & Robbins
79	Honeywell International, Inc.	\$ 100,000,000	2004	<ul style="list-style-type: none"> ▪ Lerach Coughlin Stoia & Robbins
82	Cisco Systems, Inc.	\$ 99,250,000	2006	<ul style="list-style-type: none"> ▪ Lerach Coughlin Stoia Geller Rudman & Robbins ▪ Levin Papantonio Thomas Mitchell Echsner & Proctor
83	Fleming Companies, Inc.	\$ 93,950,000	2005	<ul style="list-style-type: none"> ▪ Berger & Montague ▪ Susman Godfrey
84	CIGNA Corp.	\$ 93,000,000	2007	<ul style="list-style-type: none"> ▪ Berger & Montague ▪ Bernstein Liebhard & Lifshitz
85	Gemstar-TV Guide International, Inc.	\$ 92,500,000	2005	<ul style="list-style-type: none"> ▪ Bernstein Litowitz Berger & Grossmann
85	Boeing Co.	\$ 92,500,000	2002	<ul style="list-style-type: none"> ▪ Milberg Weiss Bershad Hynes & Lerach ▪ Hagens & Berman
87	OM Group, Inc.	\$ 92,400,000	2005	<ul style="list-style-type: none"> ▪ Bernstein Litowitz Berger & Grossmann ▪ Climaco, Lefkowitz, Peca, Wilcox & Garofoli LPA
88	New York Life Insurance Co.	\$ 90,000,000	1996	<ul style="list-style-type: none"> ▪ Hanzman Criden
89	Royal Dutch Petroleum Company/The Shell Transport and Trading Company PLC	\$ 89,508,000	2008	<ul style="list-style-type: none"> ▪ Bernstein Liebhard & Lifshitz
90	i2 Technologies, Inc.	\$ 87,750,000	2005	<ul style="list-style-type: none"> ▪ Milberg Weiss Bershad & Schulman ▪ Johnson & Perkinson ▪ Girard Gibbs De Bartolomeo
91	Legato Systems Inc.	\$ 85,000,000	2002	<ul style="list-style-type: none"> ▪ Bernstein Litowitz Berger & Grossmann

	Case Name	Total Settlement Amount	Settlement Year	Lead Counsel
92	FirstEnergy Corp.	\$ 84,900,000	2004	<ul style="list-style-type: none"> ▪ Lerach Coughlin Stoia Geller Rudman & Robbins
93	Converium Holding AG	\$ 84,600,000	2008	<ul style="list-style-type: none"> ▪ Bernstein Litowitz Berger & Grossmann ▪ Cohen Milstein Hausfeld & Toll ▪ Spector Roseman & Kodroff
94	Real Estate Associates Limited Partnership	\$ 83,000,000	2003	<ul style="list-style-type: none"> ▪ Goodkind Labaton Rudoff & Sucharow ▪ Chimicles & Tikellis
95	Aetna Inc.	\$ 82,500,000	2000	<ul style="list-style-type: none"> ▪ Milberg Weiss Bershad Hynes & Lerach ▪ Savett Frutkin Podell & Ryan ▪ Law Offices of Bernard M. Gross
96	Hanover Compressor Co.	\$ 82,000,000	2007	<ul style="list-style-type: none"> ▪ Lerach Coughlin Stoia Geller Rudman & Robbins
97	Priceline.com, Inc.	\$ 80,000,000	2007	<ul style="list-style-type: none"> ▪ Johnson & Perkinson ▪ Scott & Scott ▪ Stull Stull & Brody
97	Xcel Energy, Inc.	\$ 80,000,000	2005	<ul style="list-style-type: none"> ▪ Berger & Montague ▪ Chestnut & Cambronne
99	Vesta Insurance Group, Inc.	\$ 79,950,000	2008	<ul style="list-style-type: none"> ▪ Milberg Weiss Bershad Hynes & Lerach ▪ Labaton Sucharow
100	Philip Services Corp.	\$ 79,750,000	2007	<ul style="list-style-type: none"> ▪ Lowey Dannenberg Bemporad & Selinger ▪ Berman DeValerio Pease Tabacco Burt & Pucillo

Claims Administration



Claims Administration

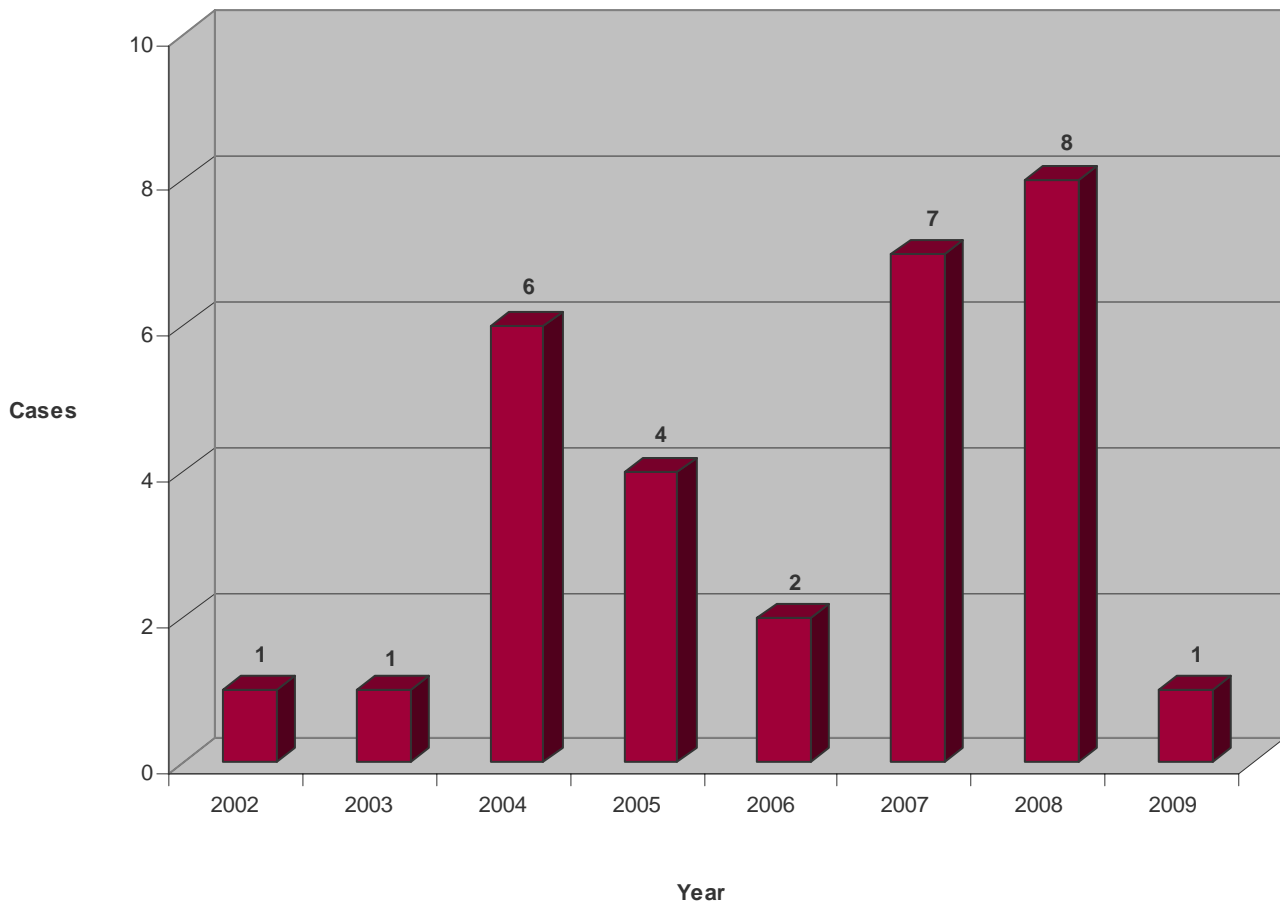
Most Frequent Claims Administrators in Top 100 Settlements

RANK	Case Name	Total Settlement Amount	Settlement Year	Claims Administrator
1	Enron Corp.	\$ 7,230,500,000	2007	Gilardi & Co. LLC
2	WorldCom, Inc.	\$ 6,156,100,670	2005	Garden City Group
3	Cendant Corp.	\$ 3,318,250,000	2000	Heffler Radetich & Saitta LLP
4	Tyco International, Ltd.	\$ 3,200,000,000	2007	Garden City Group
5	AOL Time Warner, Inc.	\$ 2,500,000,000	2006	Gilardi & Co. LLC
6	Nortel Networks Corp. I	\$ 1,142,775,308	2006	Garden City Group
7	Royal Ahold, N.V.	\$ 1,100,000,000	2006	Garden City Group
8	Nortel Networks Corp. II	\$ 1,074,265,298	2006	Garden City Group
9	McKesson HBOC Inc.	\$ 1,042,500,000	2008	Analytics Inc.
10	UnitedHealth Group, Inc.	\$ 925,500,000	2009	Gilardi & Co. LLC
11	Xerox Corp.	\$ 750,000,000	2009	Gilardi & Co. LLC
12	Lucent Technologies, Inc.	\$ 667,000,000	2003	Garden City Group
13	Cardinal Health, Inc.	\$ 600,000,000	2007	Gilardi & Co. LLC
14	IPO Securities Litigation	\$ 586,000,000	2009	Garden City Group
15	HealthSouth Corp.	\$ 554,000,000	2009	Rust Consulting
16	BankAmerica Corp.	\$ 490,000,000	2004	Heffler Radetich & Saitta LLP
17	Merrill Lynch & Co., Inc.	\$ 475,000,000	2009	Rust Consulting
18	Dynegy, Inc.	\$ 474,050,000	2005	Gilardi & Co. LLC
19	Adelphia Communications Corp.	\$ 460,000,000	2006	Valley Forge Administrators
19	Raytheon Company	\$ 460,000,000	2004	Analytics Inc.
21	Waste Management Inc. II	\$ 457,000,000	2003	Heffler Radetich & Saitta LLP
22	Global Crossing, Ltd.	\$ 447,800,000	2007	Garden City Group
23	Qwest Communications International, Inc.	\$ 445,000,000	2009	Gilardi & Co. LLC
24	Federal Home Loan Mortgage Corp. (Freddie Mac)	\$ 410,000,000	2006	Garden City Group
25	Marsh & McLennan Companies, Inc.	\$ 400,000,000	2009	Rust Consulting
26	Cendant Corp. (PRIDES)	\$ 374,000,000	2006	Valley Forge Administrators
27	Delphi Corp.	\$ 322,350,000	2008	Garden City Group
28	Rite Aid Corp.	\$ 319,580,000	2003	Gilardi & Co. LLC
29	Williams Companies, Inc.	\$ 311,000,000	2007	Garden City Group
30	General Motors Corp.	\$ 303,000,000	2009	Epiq Systems, Inc.
31	Bristol-Myers Squibb Co.	\$ 300,000,000	2004	Garden City Group
31	DaimlerChrysler AG	\$ 300,000,000	2003	Garden City Group
31	Oxford Health Plans, Inc.	\$ 300,000,000	2003	Garden City Group
34	El Paso Corp.	\$ 285,000,000	2007	AB Data, Ltd.
35	Tenet Healthcare Corp.	\$ 281,500,000	2008	Garden City Group
36	3Com Corp.	\$ 259,000,000	2001	Gilardi & Co. LLC
37	Waste Management Inc. I	\$ 220,000,000	1999	Heffler Radetich & Saitta LLP
38	Sears, Roebuck & Co.	\$ 215,000,000	2006	Garden City Group
39	The Mills Corp.	\$ 202,750,000	2009	Garden City Group

RANK	Case Name	Total Settlement Amount	Settlement Year	Claims Administrator
40	CMS Energy Corp.	\$ 200,000,000	2007	Garden City Group
41	Safety-Kleen Corp. (Bondholders)	\$ 197,622,944	2006	Heffler Radetich & Saitta LLP
42	MicroStrategy, Inc.	\$ 192,500,000	2001	Gilardi & Co. LLC
43	Motorola, Inc.	\$ 190,000,000	2007	Complete Claims Solutions
44	Bristol-Myers Squibb Co.	\$ 185,000,000	2006	Garden City Group
45	Schering-Plough Corp.	\$ 165,000,000	2009	Heffler Radetich & Saitta LLP
46	Dollar General Corp.	\$ 162,000,000	2002	Garden City Group
47	Brocade Communications Systems, Inc.	\$ 160,098,500	2009	Epiq Systems, Inc.
48	Bennett Funding Group, Inc.	\$ 152,635,000	2003	Garden City Group
49	Merrill Lynch & Co., Inc. (Bonds or Preferred Shares Offerings)	\$ 150,000,000	2009	Analytics Inc.
49	AT&T Wireless Tracking Stock	\$ 150,000,000	2006	Gilardi & Co. LLC
49	Broadcom Corp.	\$ 150,000,000	2005	Gilardi & Co. LLC
52	TXU Corp.	\$ 149,750,000	2005	Gilardi & Co. LLC
53	Sumitomo (Copper Trading) Corp.	\$ 149,250,000	2001	ACS Financial Securities Services
54	Charter Communications, Inc.	\$ 146,250,000	2005	Berdon LLP
55	Sunbeam Corp.	\$ 140,995,187	2002	ACS Financial Securities Services
56	Refco, Inc.	\$ 140,000,000	2007	Garden City Group
57	Biovail Corp.	\$ 138,000,000	2008	Complete Claims Solutions
58	The Coca-Cola Company	\$ 137,500,000	2008	Gilardi & Co. LLC
59	Electronic Data Systems Corp.	\$ 137,500,000	2006	Poorman-Douglas
60	Informix Corp.	\$ 136,500,000	1999	Heffler Radetich & Saitta LLP
61	Computer Associates International, Inc.	\$ 133,551,000	2003	Gilardi & Co. LLC
62	Doral Financial Corp.	\$ 130,000,000	2007	Gilardi & Co. LLC
63	Edward D. Jones & Co., L.P.	\$ 127,500,000	2007	Edward D. Jones & Co., L.P.
64	Bristol-Myers Squibb Co.	\$ 125,000,000	2009	Garden City Group
65	Mattel, Inc.	\$ 122,000,000	2003	Gilardi & Co. LLC
66	Lernout & Hauspie Speech Products N.V.	\$ 120,520,000	2005	AB Data, Ltd.
67	Bank One Corp. (First Chicago NBD)	\$ 120,000,000	2005	Strategic Claims Services
67	Deutsche Telekom AG	\$ 120,000,000	2005	Garden City Group
67	Conseco, Inc.	\$ 120,000,000	2002	Poorman-Douglas
70	Peregrine Systems, Inc.	\$ 117,567,922	2009	Gilardi & Co. LLC
71	Mercury Interactive Corp.	\$ 117,500,000	2008	Complete Claims Solutions
72	The Interpublic Group of Companies, Inc.	\$ 115,000,000	2004	Garden City Group
73	Ikon Office Solutions, Inc.	\$ 111,380,000	2000	Gilardi & Co. LLC
74	CVS Corp.	\$ 110,000,000	2005	Garden City Group
74	DPL Inc. (Federal Class Settlement)	\$ 110,000,000	2003	Fifth Third Bank
76	Homestore.com, Inc.	\$ 107,421,216	2009	Rust Consulting
77	Prison Realty Trust Inc.	\$ 104,129,480	2001	Gilardi & Co. LLC
78	Symbol Technologies, Inc.	\$ 102,000,000	2004	AB Data, Ltd.
79	American Express Financial Advisors	\$ 100,000,000	2007	Garden City Group
79	AT&T Corp.	\$ 100,000,000	2005	Gilardi & Co. LLC
79	Honeywell International, Inc.	\$ 100,000,000	2004	Gilardi & Co. LLC
82	Cisco Systems, Inc.	\$ 99,250,000	2006	Gilardi & Co. LLC

RANK	Case Name	Total Settlement Amount	Settlement Year	Claims Administrator
83	Fleming Companies, Inc.	\$ 93,950,000	2005	Heffler Radetich & Saitta LLP
84	CIGNA Corp.	\$ 93,000,000	2007	Heffler Radetich & Saitta LLP
85	Gemstar-TV Guide International, Inc.	\$ 92,500,000	2005	Garden City Group
85	Boeing Co.	\$ 92,500,000	2002	Gilardi & Co. LLC
87	OM Group, Inc.	\$ 92,400,000	2005	Garden City Group
88	New York Life Insurance Co.	\$ 90,000,000	1996	Hanzman Criden Korge & Chaykin
89	Royal Dutch Petroleum Company/The Shell Transport and Trading Company PLC	\$ 89,508,000	2008	RCB Fund Services LLC (Breedon Co.)
90	i2 Technologies, Inc.	\$ 87,750,000	2005	Gilardi & Co. LLC
91	Legato Systems Inc.	\$ 85,000,000	2002	Garden City Group
92	FirstEnergy Corp.	\$ 84,900,000	2004	Gilardi & Co. LLC
93	Converium Holding AG	\$ 84,600,000	2008	Garden City Group
94	Real Estate Associates Limited Partnership	\$ 83,000,000	2003	Complete Claims Solutions
94	Aetna Inc.	\$ 82,500,000	2000	Rudolph Palitz
96	Hanover Compressor Co.	\$ 82,000,000	2007	Gilardi & Co. LLC
97	Priceline.com, Inc.	\$ 80,000,000	2007	Strategic Claims Services
97	Xcel Energy, Inc.	\$ 80,000,000	2005	Analytics Inc.
99	Vesta Insurance Group, Inc.	\$ 79,950,000	2008	Garden City Group
100	Philip Services Corp.	\$ 79,750,000	2007	Berdon LLP

Top 30 SEC Disgorgements



Top 30 SEC Disgorgements

Cases Listed in Top 30 Disgorgements Categorized By Settlement Year

RANK	Case Name	Total Settlement Amount	Settlement Year
1	American International Group, Inc. (SEC)	\$ 800,000,000	2008
2	WorldCom, Inc. (SEC)	\$ 750,000,000	2003
3	Adelphia Communications Corp. (SEC) (2002)	\$ 715,000,000	2009
4	Enron Corp. (SEC)	\$ 450,000,000	2008
5	Banc of America Capital Management, LLC (SEC)	\$ 375,000,000	2007
6	Federal National Mortgage Association (Fannie Mae) (SEC)	\$ 350,000,001	2007
7	Invesco Funds (SEC)	\$ 325,000,000	2008
8	Time Warner, Inc. (SEC)	\$ 308,000,000	2005
9	Qwest Communications International Inc. (SEC Fair Fund)	\$ 252,869,388	2006
10	Alliance Capital Management L.P. (SEC)	\$ 250,000,000	2008
10	Bear Stearns (SEC)	\$ 250,000,000	2008
10	PBHG Mutual Funds (SEC)	\$ 250,000,000	2004
13	NYSE Specialist Firms (SEC)	\$ 247,557,023	2004
14	Massachusetts Financial Services Co. (SEC)	\$ 225,629,143	2007
15	Computer Associates International, Inc. (CRIMINAL)	\$ 225,000,000	2005
16	Millennium Partners, L.P. (SEC)	\$ 180,575,005	2007
17	SEC Analyst Suit 2 - Citigroup Global Markets f/k/a Salomon Smith Barney	\$ 157,500,000	2005
18	Putnam Investment Management, LLC (SEC)	\$ 153,524,387	2007
19	Bristol-Myers Squibb Company (SEC)	\$ 150,000,001	2004
20	AOL Time Warner, Inc. (DOJ)	\$ 150,000,000	2006
21	Columbia Funds (SEC)	\$ 140,000,000	2007
22	Royal Dutch Petroleum / Shell Transport (SEC)	\$ 120,000,000	2008
23	Janus Capital Management LLC (SEC)	\$ 100,000,000	2008
23	HealthSouth Corp. (SEC)	\$ 100,000,000	2007
23	Capital Consultants, LLC (SEC)	\$ 100,000,000	2002
25	SEC Analyst Suit 3 - Credit Suisse First Boston	\$ 75,000,000	2005
27	Edward D. Jones & Co. (SEC)	\$ 75,000,000	2004
28	Knight Securities, L.P. (SEC)	\$ 66,841,732	2004
29	Vivendi Universal, S.A. (SEC)	\$ 51,268,151	2004
30	MBIA, Inc. (SEC)	\$ 50,000,001	2008

*** "Total Settlement Amount" reflects the sum of disgorgement and civil penalties in settlements reached with the U.S. Securities and Exchange Commission.

*** Settlements that have the same amount are given the same ranking.

*** To be eligible for the Top 30 SEC Disgorgements, the Distribution Plan for the distribution of the Fair Fund must have been approved by the SEC.